



## Grade 1 Weekly Plan

March 9-13

### SPECIAL ANNOUNCEMENTS

**Garangao Celebration will be held on Thursday, March 13th. Students are encouraged to come to school dressed in their Garangao traditional clothing. They may bring candy & nuts gift bags to share with others.**

**Please check your emails and your child's backpack daily 😊**

Remember to:

Log in to Raz-Kids at home to practice reading.

Log in to IXL at home to practice math and ELA concepts.
















**Please access the 'Resources' section of this document and click on the blue links so that your child may practice the relevant skills daily.**

**Behavior Think Sheets:** please make sure to sign and return any behavior think sheets that are sent home with your child the following day to the BC Homeroom Teacher. Please see the form on the think sheet and fill out accordingly. We appreciate you taking the time to read the teacher's comments and support your child with reflecting on their behavior at home. Teacher's will send an email to inform parents if there is a Think Sheet being sent home with your child.

### Assessments

**Wednesday 12th March: Math Unit Test (Subtraction within 20)**

Subject	Learning Objective	Resources
<p><b>Phonics</b></p>	<p>The students will view and practice sound cards.</p> <p>Jolly Phonics sounds focus this week:  <b>Weeks 1-3:</b> Review Jolly Phonics Book 2 Sounds  <b>Week 4:</b> ph as /f/ soft g &amp; ai as a_e, ay</p> <p>Read Alouds and Story Maps: Discussing characters, settings, problem and solution</p> <p><a href="#">Sight Word List 4B</a>  <b>Spelling Test for Sight Word List 4B:</b>  <b>Thursday, March 20th</b></p> <p>Please make sure your child practices spelling and writing the 10 words orally and on paper.*</p>	<p><a href="#">Sound Card Video</a></p> <p><a href="#">Jolly Phonics Book 1</a></p> <p><a href="#">Jolly Phonics Book 2</a></p> <p><a href="#">Jolly Phonics Book 3</a></p> <p><a href="#">Story Maps</a></p> <p><a href="#">220 Sight word Ladders</a></p>
<p><b>Reading</b></p>	<p>Teachers will focus on Guided reading &amp; Sight words</p> <p>The students will continue listening to Read Alouds and begin to understand characteristics of a good reader. Students will also use various graphic organizers to show their understanding of story elements and character traits.</p> <p>Plus teacher's choice of Read Aloud</p> <p>Ongoing: Letter ID &amp; Letter Sound Assessments  PM Assessments</p>	<p><a href="#">Fiction v. Nonfiction books</a></p> <p><a href="#">RazKids</a></p> <p><a href="#">IXL</a></p>

<p><b>Writing</b></p>	<p>Grammar: Parts of Speech (Nouns, Verbs, Adjectives, Adverbs)</p> <p>Narrative Writing</p> <ul style="list-style-type: none"> <li>Continue using transition words to write about an event or a small moment in the student's life.</li> </ul> <p><b>Ongoing: 5 Star Writing</b></p> <div data-bbox="479 462 1177 829" style="border: 1px solid black; padding: 5px;"> <p style="text-align: center;"><b>5 Star Writing</b></p> <table border="1" style="width: 100%; border-collapse: collapse;"> <tr> <td style="text-align: center; width: 15%;"></td> <td>Capital letter to start my sentence. <i>I see a dog.</i></td> </tr> <tr> <td style="text-align: center;"></td> <td>Punctuation to end my sentence. <i>Where is the dog?</i></td> </tr> <tr> <td style="text-align: center;"></td> <td>Use Finger spaces. <i>The dog is brown.</i></td> </tr> <tr> <td style="text-align: center;"></td> <td>Use neat handwriting &amp; phonemic spelling. <i>K k</i></td> </tr> <tr> <td style="text-align: center;"></td> <td>My sentence makes sense.</td> </tr> </table> </div>		Capital letter to start my sentence. <i>I see a dog.</i>		Punctuation to end my sentence. <i>Where is the dog?</i>		Use Finger spaces. <i>The dog is brown.</i>		Use neat handwriting & phonemic spelling. <i>K k</i>		My sentence makes sense.	<p><a href="#">Grammar Book</a></p> <p><a href="#">What is a noun?</a></p> <p><a href="#">What is a verb?</a></p> <p><a href="#">What is an adjective?</a></p>
	Capital letter to start my sentence. <i>I see a dog.</i>											
	Punctuation to end my sentence. <i>Where is the dog?</i>											
	Use Finger spaces. <i>The dog is brown.</i>											
	Use neat handwriting & phonemic spelling. <i>K k</i>											
	My sentence makes sense.											
<p><b>Math</b></p>	<p><b>This week:</b></p> <p><b>Review: Subtraction within 20</b></p> <p><b>Review:</b></p> <p><a href="#">Word problems to 20</a></p> <ul style="list-style-type: none"> <li><a href="#">Place value</a></li> <li><a href="#">Doubles plus one</a></li> <li><a href="#">Adding doubles</a></li> <li><a href="#">Addition within 10</a></li> <li>Number Sense</li> <li><a href="#">How many more &amp; fewer</a></li> <li><a href="#">Comparing within 10</a></li> <li>First, last, and in between</li> <li><a href="#">Before, after, and in between</a></li> <li><a href="#">Ordinal numbers</a></li> </ul>	<p><a href="#">Friends of 10</a></p> <p><a href="#">Place Value</a></p> <p><a href="#">Patterns</a></p> <p><a href="#">Word</a></p> <p><a href="#">Problems Add &amp; Sub</a></p>										
<p><b>Socials/ Science</b></p>	<p>The students will learn about <a href="#">moon phases</a>.</p>											